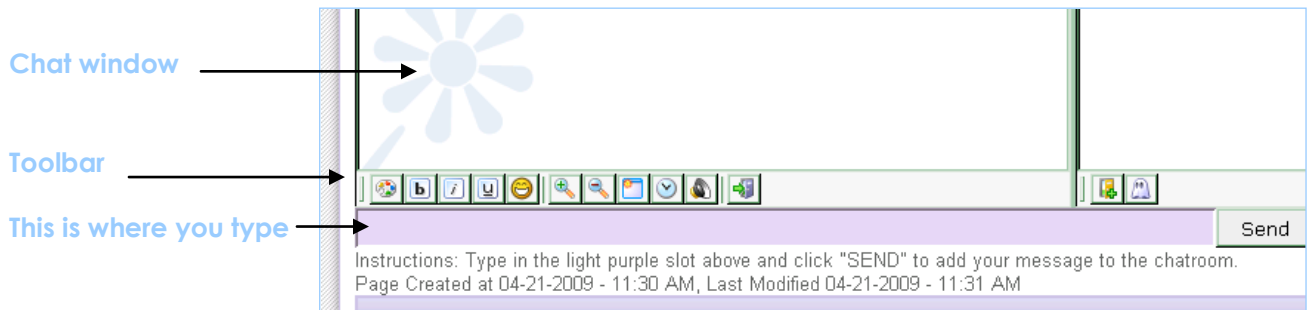


HysterSisters Chat Help

Although most of our HysterSisters support happens in our forums, every so often we will have a life chat, available at http://www.hystersisters.com/vb2/view_chatevent.htm. Chat features are a bit different from our regular features, so we've put together a handy help guide for you.

Sending a message

When you go to the chatroom, you'll see a big chat window that welcomes you to the room. This is where the messages will appear. Below that box you'll see a little toolbar, and below that is the box where you'll type.



Type your message in the purple slot and click on the Send button (or press Enter).

Cool stuff you can do with your text



Change the color.



Boldface, italicize, or underline



Insert emoticons. Although the usual HysterSisters smilies can't be used in the chat, the emoticons are fun, too.



Increase or decrease the size of the text in the chat window.



Clear all the text from the chat window. (This applies only to what you can see; everyone else will still see what was there.)



Add a time stamp to each comment.



Turn the sound off or on.



Log out of the chat.



User List

To the right of the chat window, you'll see a list of all users who are in the room. A computer key appears next to the name of any one who is typing.

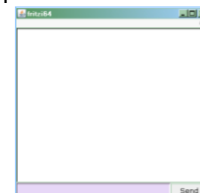
If you right-click on someone's name, you'll see an option that allows you to send an instant message to just that user.

Click here



When you send an Instant Message, you'll see a small popup window. Type your message in the purple slot at the bottom and then click on Send.

This is where you type

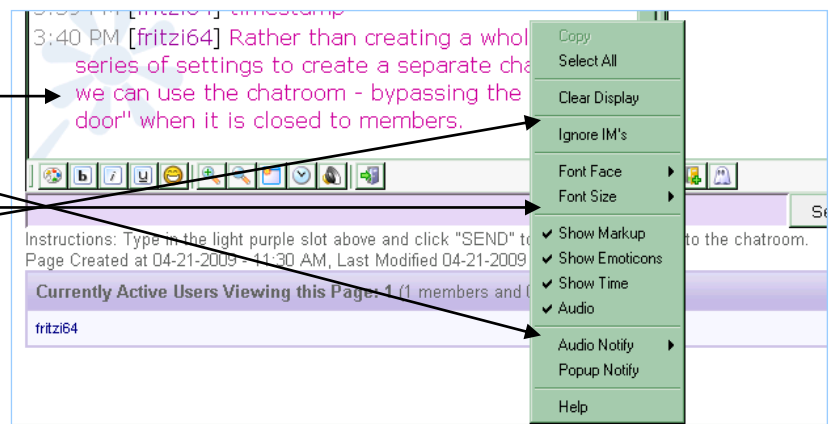


Other Settings

Right-clicking within the chat window allows you to change the display and other settings as well.

Right-click here

Choose your options here



Changing the Chat Display

- Clear Display— Clear all the text from the chat window. (This applies only to what you can see; everyone else will still see what was there.)
- Font Display—You can change the face and size of the font.

Other Useful Settings



- Ignore IM's—You will not see any instant messages sent to you.
- Show Emoticons—Unselecting this option will affect how new messages appear that use emoticons. Instead of seeing 😊, you'll see :).
- Show Time—Will add a timestamp to new comments
- Audio—Unselecting this option will mute all sounds.
- Audio Notify—Allows you to select or unselect whether you will hear a sound for all messages, private (instant) messages, or when your username is typed into the chat.
- Popup Notify—This option will give you a small popup window every time a new message is posted.
- Help—Clicking on Help launches a new window that takes you to the chat software's help site: <http://help.addonchat.com/>.

Troubleshooting

Copy/Paste

When copying between applications, you will need to use the CTRL-C and CTRL-V keyboard shortcut commands to copy and paste text. The right-click Copy and Paste options will not work when copying/pasting text between the chat software and other applications.

Loading the Chat

The chat software requires Java 1.3 or better to run properly. Java 5 (1.5) is strongly recommended. Please visit <http://www.java.com> to download and install the latest version of Java™.

Other Issues

You can go directly to the chat software's support site for directions on some common issues:

- **Clearing your browser's cache:**
- <http://support.addoninteractive.com/index.php?action=kb&article=2>
- **Resolving Firewall Issues:**
- <http://support.addoninteractive.com/index.php?action=kb&article=21>
- **Resolving Windows Vista AddonChat Loading Issue**
- <http://support.addoninteractive.com/index.php?action=kb&article=53>



HysterSisters®
